



**AU - 12555 - A - M1**  
2.5S  
PP - 535E



Side View





**AU - 12555 - A - M1**  
2.5S  
PP - 535E



Side View



# AU - 12555 - A - M1

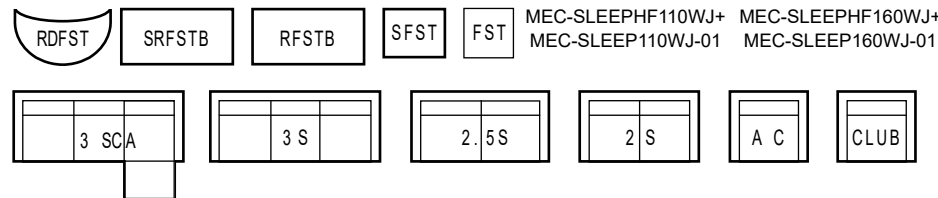
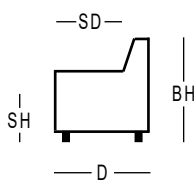
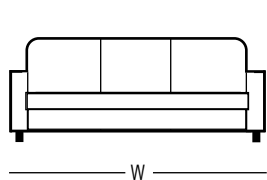
## DIMENSION

Updated : 22 / 11 / 2022

Configuration	Width		Seat Width		Depth		Seat Depth		Back Height		Seat Height		Weight		Volume	
	cm	inch	cm	inch	cm	inch	cm	inch	cm	inch	cm	inch	kg	lb	m <sup>3</sup>	ft <sup>3</sup>
3EL, 3ER	224	88	207	81	98	39	56	22	86	34	46	18	57	126	1.89	66.67
2EL, 2ER	155	61	138	54	98	39	56	22	86	34	46	18	40	89	1.31	46.13
1EL, 1ER	86	34	69	27	98	39	56	22	86	34	46	18	23	51	0.72	25.60
2NA	138	54	138	54	98	39	56	22	86	34	46	18	36	80	1.16	41.07
1NA	69	27	69	27	98	39	56	22	86	34	46	18	18	40	0.58	20.54
1ELTSQC, 1ERTSQC	220	87	178	70	98	39	-	-	86	34	46	18	63	139	1.85	65.48
SQC	98	39	98	39	98	39	-	-	86	34	46	18	35	78	0.83	29.17
3SCA	242	95	208	82	167	66	125	49	86	34	46	18	73	161	3.48	122.74
3S	242	95	208	82	98	39	56	22	86	34	46	18	64	141	2.04	72.03
2.5S	210	83	176	69	98	39	56	22	86	34	46	18	56	124	1.77	62.50
2S	172	68	138	54	98	39	56	22	86	34	46	18	45	100	1.45	51.19
2.5SZ4-MM	200	79	166	65	102 - 209	40 - 82	57	22	86	34	47	19	100	221	1.75	61.96
1.5SZ1-MM	150	59	116	46	102 - 209	40 - 82	57	22	86	34	47	19	90	199	1.32	46.47
AC	93	37	59	23	98	39	56	22	86	34	46	18	25	56	0.78	27.68
COUR , COUL	88	35	71	28	160	63	118	46	86	34	46	18	49	108	1.21	42.76
CLUB	82	32	56	22	94	37	56	22	84	33	44	17	22	49	0.65	22.87
SRFSTB	120	47	120	47	61	24	-	-	-	-	41	16	20	45	0.30	10.60
RFSTB	120	47	120	47	61	24	-	-	-	-	47	19	18	40	0.34	12.15
SFST	60	24	60	24	60	24	-	-	-	-	43	17	12	27	0.15	5.47
FST	60	24	60	24	60	24	-	-	-	-	47	19	10	23	0.17	5.98
RDFST	60	24	60	24	60	24	-	-	-	-	47	19	11	25	0.17	5.98

## CONSTRUCTION

- ⇒ **SEAT** : No-sag Spring  
(2.5SZ4-MM / 1.5SZ1 : MEC - Sleep)  
(SRFSTB / SFST : Rubber Webbing)
- ⇒ **BACK REST** : Rubber Webbing
- ⇒ **SEAT CUSHION** : D/38S + D/29  
(2.5SZ4-MM / 1.5SZ1 : D/38S + D/29 +D/40)  
(SFST / CLUB : D/38S + D/22)  
(SRFSTB: D/38S)
- ⇒ **BACK REST CUSHION** :  
30% Foam Chips + 70% Loose Fibre
- ⇒ **SOFA LEGS** :  
Main legs code : MLG-1348-23L  
Support legs code : MLG-1316-23L / MLG-1510-23L / MLG-1544-23L  
material : Metal  
height : 140mm (MLG-1348-23L)  
100-150mm (MLG-1316-23L)  
210mm (MLG-1510-23L)  
180mm (MLG-1544-23L)  
colour : 24 = Bright Black Nickel Plating /  
23 = Matte Black  
Sofa legs are packed separately



# AU - 12555 - A - M1

## COMBINATIONS

