



Side View



PW = ACC - DM - P4563 (45 x 45 x 24cm)
ALL PW shown in the above picture are sold separately
NP-521E / VA-562E



TISSER DM - 12648 1.5ELT + SQC + 2.5ER

Domicil

This design is copyrighted and shall not be used or reproduced without the consent of Domicil



Side View



NP-521E / VA-562E



TISSER DM - 12648 1.5ELT + SQC + 2.5ER

Domicil

This design is copyrighted and shall not be used or reproduced without the consent of Domicil



Side View



PW = ACC - DM - P4563 (45 x 45 x 24cm)
ALL PW shown in the above picture are sold separately
NP-521E / VA-562E



TISSER DM - 12648 1.5ELT + 1.5NA + 1.5ER

Domicil

This design is copyrighted and shall not be used or reproduced without the consent of Domicil



Side View



NP-513E



TISSER DM - 12648 1.25EL+1.25NA+1.25ER

Domicil

This design is copyrighted and shall not be used or reproduced without the consent of Domicil



Side View



NP-513E



TISSER DM - 12648 1.25EL+1.25NA+1.25ER

Domicil

This design is copyrighted and shall not be used or reproduced without the consent of Domicil



Side View

PW = ACC - DM - P4563 (45 x 45 x 24cm)
ALL PW shown in the above picture are sold separately
NC-041E / VA-564E



TISSER DM - 12648 2.5S

Domicil

This design is copyrighted and shall not be used or reproduced without the consent of Domicil



Side View



NC-041E / VA-564E



TISSER DM - 12648 2.5S

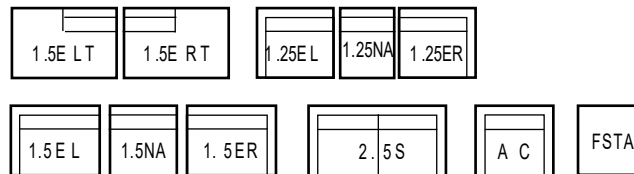
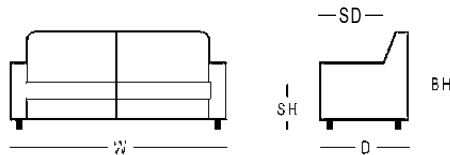
Domicil

This design is copyrighted and shall not be used or reproduced without the consent of Domicil

DIMENSION

Updated : 11 / 11 / 2022

| Configuration | Width | | Seat Width | | Depth | | Seat Depth | | Back Height | | Seat Height | | Weight | | Volume | |
|----------------|-------|------|------------|------|-------|------|------------|------|-------------|------|-------------|------|--------|-----|----------------|-----------------|
| | cm | inch | cm | inch | cm | inch | cm | inch | cm | inch | cm | inch | kg | lb | m ³ | ft ³ |
| 2.5EL, 2.5ER | 198 | 78 | 179 | 70 | 97 | 38 | 57 | 22 | 83 | 33 | 43 | 17 | 79 | 174 | 1.59 | 56.30 |
| 1.5ER, 1.5EL | 108 | 43 | 89 | 35 | 97 | 38 | 57 | 22 | 83 | 33 | 43 | 17 | 47 | 104 | 0.87 | 30.71 |
| 1.25EL, 1.25ER | 93 | 37 | 74 | 29 | 97 | 38 | 57 | 22 | 83 | 33 | 43 | 17 | 32 | 71 | 0.75 | 26.44 |
| 1.5ELT, 1.5ERT | 134 | 53 | 134 | 53 | 94 | 37 | 57 | 22 | 83 | 33 | 43 | 17 | 47 | 104 | 1.05 | 36.92 |
| SQC | 90 | 35 | 90 | 35 | 90 | 35 | - | - | 83 | 33 | 43 | 17 | 40 | 89 | 0.67 | 23.74 |
| 1.5NA | 90 | 35 | 90 | 35 | 94 | 37 | 57 | 22 | 83 | 33 | 43 | 17 | 32 | 71 | 0.70 | 24.80 |
| 1.25NA | 75 | 30 | 75 | 30 | 94 | 37 | 57 | 22 | 83 | 33 | 43 | 17 | 25 | 56 | 0.59 | 20.66 |
| 2.5S | 216 | 85 | 178 | 70 | 97 | 38 | 57 | 22 | 83 | 33 | 43 | 17 | 90 | 199 | 1.74 | 61.41 |
| AC | 101 | 40 | 63 | 25 | 97 | 38 | 57 | 22 | 83 | 33 | 43 | 17 | 25 | 78 | 0.81 | 28.72 |
| FSTA | 90 | 35 | 90 | 35 | 90 | 35 | - | - | - | - | 43 | 17 | 25 | 56 | 0.35 | 12.30 |



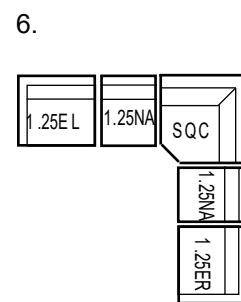
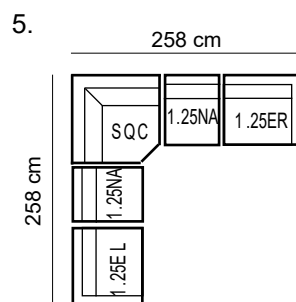
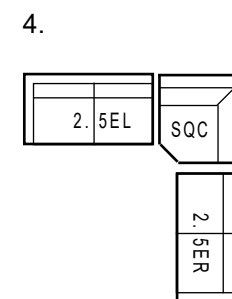
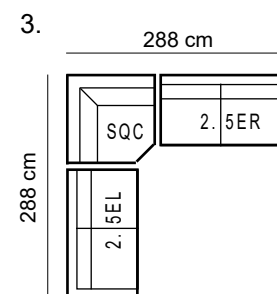
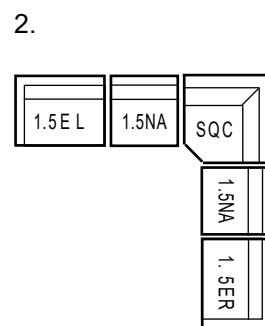
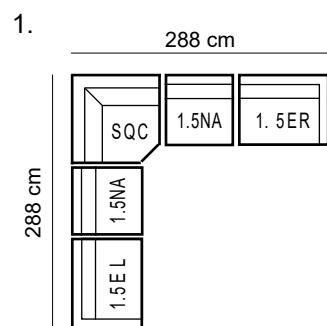
CONSTRUCTION

- ⇒ **SEAT** : No-sag Spring
 - ⇒ **BACK REST** : Rubber Webbing
 - ⇒ **SEAT CUSHION** :
D/42 + D/65 + 50% Feather + 50% Loose Fibre
(FSTA : D/42 + D/65 + 50% Feather + 50% Loose Fibre)
 - ⇒ **BACK REST CUSHION** :
D/30 + 50% Feather + 50%Loose Fibre
 - ⇒ **SOFA LEGS** :
Main legs code : MLG-1787-23L
Support legs code : MLG-1695-23L / MLG-1718-23L / MLG-1317-23L
 - material : Metal
 - height : 160mm (MLG-1787 / 1718-23L)
158mm (MLG-1695-23L)
150-220mm (MLG-1317-23L)
 - colour : 23 = Matte Black
- Sofa legs are packed separately

TISSER DM - 12648

Domicil

COMBINATIONS



TISSER DM - 12648

Domicil